



RECYCLE RALLY

GAMES TO MAKE RECYCLING FUN

Inspire your students to recycle with games, activities, prizes and more!

TURN YOUR BINS INTO GAME CENTERPIECES

HOOP IT UP

Add a basketball backboard and shoot to score!

WATCH & LEARN



TOUCHDOWN FOR RECYCLING

Tap into your school spirit during football season and try a football themed game.

WATCH & LEARN



TRICK SHOTS

Get creative with endless recycling trick shots. Try out the trick shots from this video, or invent your own!

WATCH & LEARN



BOTTLE TOSS

Partner up and toss to see who can score the most points.

WATCH & LEARN



RECYCLE & ROLL

Roll the dice and jump, hop, wiggle, crawl, leap, or gallop to the bin.

WATCH & LEARN



HOP TO IT

Tape or draw a hopscotch court in front of a bin for a fun way to recycle.



GO BIG WITH ATTENTION GRABBING GAMES

Giant Recycle Drop is a fun one! Or, use your imagination to create larger than life versions of favorite games.

WATCH & LEARN



DO A LITTLE DANCE

Celebrate the moment with a fun dance move while you drop each bottle into your bin. Borrow from the latest moves that are trending in your school or create your own routine.



WATCH & LEARN: [CLASSROOM DANCE](#) [LEARN THE MOVES](#)




GAMES TO MAKE RECYCLING FUN

HAVE A RECYCLING FIELD DAY!

Make a day of it and get everyone involved with a little friendly competition.

RECYCLING RELAY RACE

Ready. Set. Go! Team up students for a relay for recycling. Teams race against each other and the clock to fill up recycling bins.



BOTTLE FLIP RELAY

Teams can relay race each other to flip their empty bottles into recycling bins. Make them stand a few feet away from their bins for an added challenge!



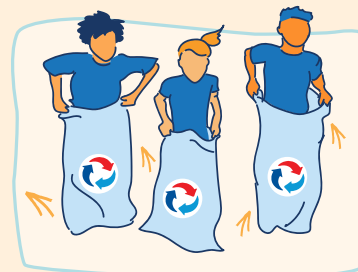
RING TOSS WITH BOTTLES

On a tabletop, set up a small recycling bin or box containing plastic bottles filled with water. Students can 'step right up' to toss their rings to win a prize.




RECYCLING BAG/SACK RACE

A twist on the traditional sack race. Use recycling bags to add a challenge to see who can hop to the finish line first!



BOWLING WITH RECYCLABLES

Transform a section of your playground to a bowling alley. Set up groups of ten cans or bottles and see which team can get the best score!



RECYCLING OBSTACLE COURSE

Create an outdoor recycling course and try to beat the clock!

WATCH & LEARN



WATCH & LEARN

MAKE A TROPHY FOR THE WINNERS!

WATCH & LEARN





GAMES TO MAKE RECYCLING FUN

IN YOUR CLASSROOMS

Expand knowledge and awareness to make recycling a focal point of a fun challenge!

RECYCLING BINGO

A classic game that's always fun! The first one who fills a row on their card gets to yell "Bingo!"

DOWNLOAD THE GAME



RECYCLING GAME SHOW

Download this trivia game show that tests your students' recycling knowledge.

DOWNLOAD THE GAME



TAKE A RECYCLING QUIZ

Are you a recycling master? Do you know what goes in each bin?

TAKE THE QUIZ



RECYCLE SORT

Help students identify recyclable materials with this recycle sort game, or consider printing pictures of various recyclable and non-recyclable materials and see who can match them to the right bins.

DOWNLOAD THE GAME



GUESS HOW MANY

Fill up a jar, bag or bin with recyclables and see who can most accurately guess the quantity or weight.

DOWNLOAD THE GAME



DECORATION DERBY

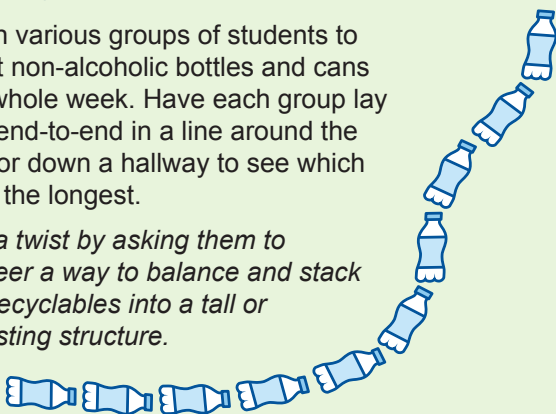
Give students an hour to design and construct or decorate a recycling bin. At the end of the time hold a vote to see which one was the favorite.



LONGEST LINE

Assign various groups of students to collect non-alcoholic bottles and cans for a whole week. Have each group lay them end-to-end in a line around the room or down a hallway to see which line is the longest.

**Add a twist by asking them to engineer a way to balance and stack their recyclables into a tall or interesting structure.*





RECYCLE RALLY

GAMES TO MAKE RECYCLING FUN

INSPIRATION IS EVERYWHERE

Get creative and see where your imagination can take you!

THE STUDENTS FROM TORRES ELEMENTARY SCHOOL THOUGHT BIG AND HAD FUN!

They celebrated their end-of-year Recycle Rally results by creating a life-size board game! In the tradition of a popular classic game, they used bags of recyclable materials as tokens and created the game board with paint and chalk. The board wrapped around the school's courtyard and as students 'moved', they could land on the opportunity to draw chance and treasure box cards to win prizes.



[CLICK HERE TO LEARN MORE >](#)