





## PRINTABLE RECYCLING PUNCH CARDS

Below are punch card templates for you to use to motivate and inspire recyclers in the classroom! Print enough cards for each student in your class, then cut out and distribute the cards. Make one punch on the cards each time a student brings in 10 recyclables. If you want to encourage even more recycling, you might consider rewarding students for their great commitment to recycling – a gold star or something from your school store can be fun options!




# RECYCLE RALLY

Receive one punch below for every 10 bottles or aluminum cans collected.




# RECYCLE RALLY

Receive one punch below for every 10 bottles or aluminum cans collected.




# RECYCLE RALLY


Receive one punch below for every 10 bottles or aluminum cans collected.



# RECYCLE RALLY


Receive one punch below for every 10 bottles or aluminum cans collected.






**RECYCLE  
RALLY**

Receive one punch below for every 10 bottles or aluminum cans collected.




**RECYCLE  
RALLY**

Receive one punch below for every 10 bottles or aluminum cans collected.




**RECYCLE  
RALLY**

Receive one punch below for every 10 bottles or aluminum cans collected.




**RECYCLE  
RALLY**

Receive one punch below for every 10 bottles or aluminum cans collected.




**RECYCLE  
RALLY**

Receive one punch below for every 10 bottles or aluminum cans collected.




**RECYCLE  
RALLY**

Receive one punch below for every 10 bottles or aluminum cans collected.



**RECYCLE  
RALLY**

Receive one punch below for every 10 bottles or aluminum cans collected.



**RECYCLE  
RALLY**

Receive one punch below for every 10 bottles or aluminum cans collected.

